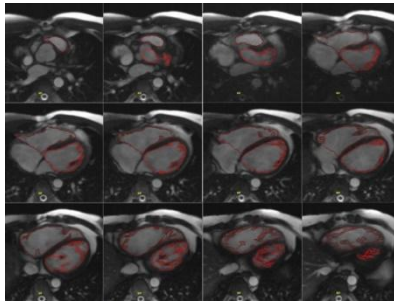




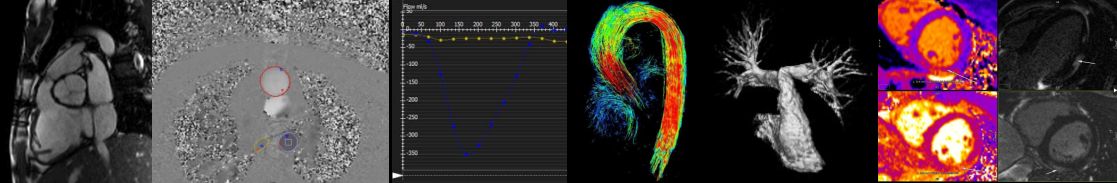
SCMR Mid-Year Meeting on
Recent Advances in Imaging for Congenital Heart
Disease

Hands-on course



11 June 2023

German Heart Center Munich
Technical University of Munich



Dear friends, colleagues and CMR aficionados,

We cordially invite you to attend the SCMR Midyear Meeting on CMR in Congenital Heart Disease in June!

If you are an early or intermediate user of CMR and would like to get a refresher on scanning and reporting, or if you're interested in test-driving different postprocessing software, stay for the hands-on course immediately after the mid-year Meeting.

We look forward to welcoming you in Munich this spring!

Christian Meierhofer, MD
Deputy Director
Congenital Heart Disease and
Pediatric Cardiology
German Heart Center Munich

Lars Grosse-Wortmann, MD, FRCPC
Division Head
Director, Cardiac Program
Pediatric Cardiology
OHSU Doernbecher Children's
Hospital, Portland, OR, USA

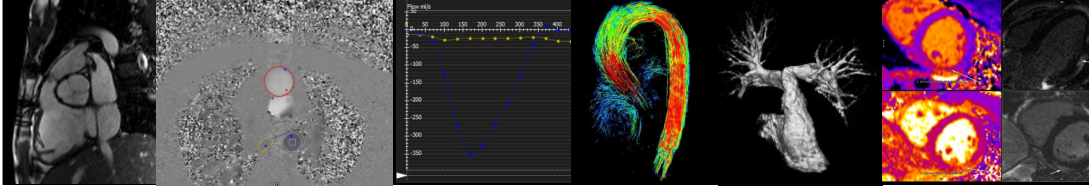
Organizer:

PD Dr. med. Dr. med. univ.
Christian Meierhofer (ärztlicher
Kursleiter)
Klinik für angeborenen Herzfehler
und Kinderkardiologie
Deutsches Herzzentrum München
*together with SCMR (Society for
Cardiovascular Magnetic
Resonance), 1061 East Main Street,
Suite 300, East Dundee, IL 60118
USA*

Venue:

German Heart Center Munich
Lazarettstraße 36
80636 Munich
Phone: +49 89 1218 2332

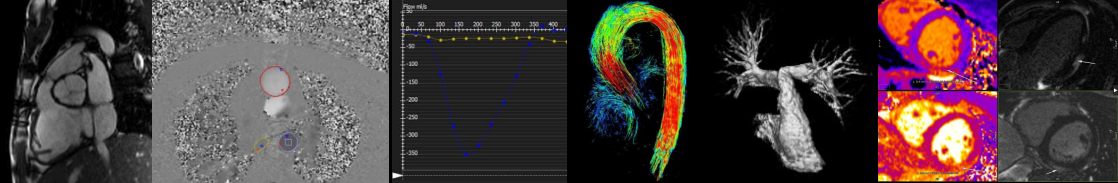
*Join us in the foothills of the Bavarian Alps in one of Germany's
most beautiful cities where tradition blends with technology*



Program

Start	End	Details
8:00	8:10	Introduction <i>Auditorium</i>
8:10	8:25	Patient histories <i>Auditorium</i>
8:25	8:30	Transition to scanner rooms
8:30	9:30	Live scans #1 & #2 <i>MR scanners</i>
9:30	10:00	Break, transition to auditorium
10:00	10:40	Presentation: Basics of Postprocessing <i>Auditorium</i> 5 minutes for each presentation, discussion at the end Flows <i>Uyen Truong</i> Vessel sizes <i>Rachel Wald</i> Parametric mapping <i>Kerstin Wustmann</i> Late gadolinium enhancement <i>Inga Voges</i> Ventricular volumes <i>Vivek Muthurangu</i> Stress perfusion imaging <i>Francesca Raimondi</i> Pearls & Pitfalls <i>Heiko Stern</i>
10:40	10:45	Transition to auditorium, conference rooms
10:45	10:55	Overview of CMR software #1 & #2 <i>auditorium, conference rooms</i>
10:55	12:05	Postprocessing #1 & #2 <i>auditorium, conference rooms</i>
12:05	13:00	Lunch <i>Mensa, across from auditorium</i>
12:55	13:00	Transition to scanner rooms
13:00	14:00	Live scans #3 & #4 <i>MR scanners</i>
14:00	14:30	Break, transition to conference rooms
14:30	14:40	Overview of CMR software #1 & #2 <i>Auditorium, conference rooms</i>
14:40	15:50	Postprocessing #3 & #4 <i>Auditorium, conference rooms</i>
15:50	16:00	Wrap up <i>Auditorium</i>

Join us in the foothills of the Bavarian Alps in one of Germany's most beautiful cities where tradition blends with technology



Faculty

listed alphabetically

Christian Meierhofer, MD	German Heart Center Munich, Munich, Germany
Francesca Raimondi, MD	Azienda Ospedaliero Universitaria Meyer, Florence, Italy
Heiko Stern, MD	German Heart Center Munich, Munich, Germany
Inga Voges, MD	University Hospital Schleswig- Holstein, Kiel, Germany
Ioannis Ioannou, technician	German Heart Center Munich, Munich, Germany
Irene Ferrari, MD	German Heart Center Munich, Munich, Germany
Kerstin Wustmann, MD	German Heart Center Munich, Munich, Germany
Lars Grosse-Wortmann, MD	Oregon Health and Science University, Portland, OR, USA
Lisa Goldkuhle, technician	German Heart Center Munich, Munich, Germany
Nerejda Shehu, MD	German Heart Center Munich, Munich, Germany
Rachel Wald, MD	University Health Network, Toronto, Canada
Uyen Truong, MD	Children's National, Washington, District of Columbia, USA
Vivek Muthurangu, MD	Great Ormond Street Hospital, London, UK

Sponsorship Declaration for CME Requirements

Circle Cardiovascular Imaging Inc.

USD 5,000 (4,619 €)

NeoSoft Medical, LLC

USD 5,000 (4,619 €)

*Join us in the foothills of the Bavarian Alps in one of Germany's
most beautiful cities where tradition blends with technology*